



lumini Solucoes em Iluminacao LTDA
www.lumini.com.br
Email: laboratorio@lumini.com.br
Tel: +55 11 3437-5555 Fax: +55 11 3437-5555
Address: Rua Ferreira Viana, 716 - Socorro - São Paulo/SP

lumini

LumCAT:

Luminaire: mikro flex c fc

LampCAT: modulo led 2W 30K irc 90

Ballast type: led driver 700mA

Report No:

Voltage(V): 128.0100

Test No:

Current(A): 0.0230

Number of Lamps: 1

Power (W): 2.8500

Lamp flux(lm): 240.0

PF: 0.9570

Length(mm): 20

Width(mm): 20

Phm Type: C

Height(mm): 0

Photometric Results

Lumens(lm): 143.72, Efficiency(%): 59.88% , Luminous Efficacy(lm/W): 50.43

Central intensity(cd): 1221.875, Maximum intensity(cd): 1221.875

Angle of maximum intensity: $C=0.0$ $\gamma=0.0$

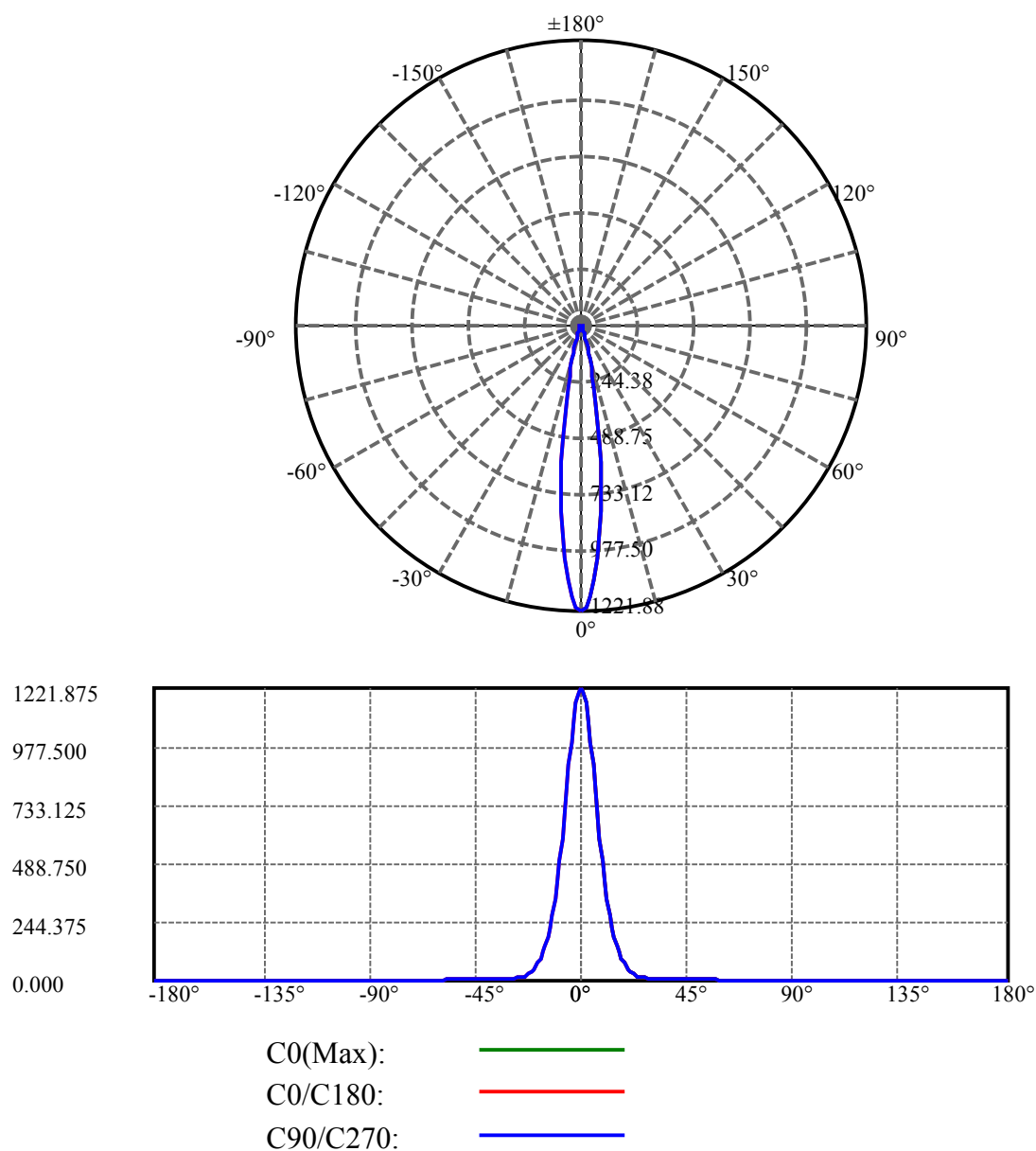
Beam angle of C0 plane : 15.64

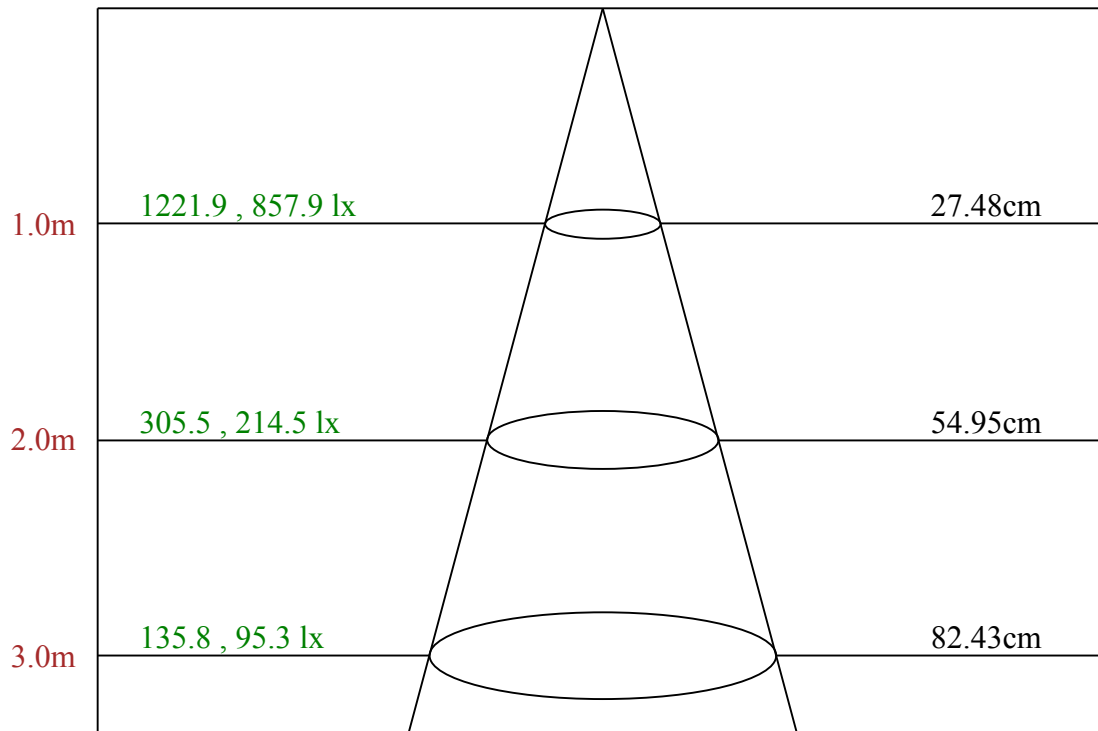
Average BeamAngle(IEC 61341): 15.64

Equipment: equipamento lumini
Temperature(°C): 25.5

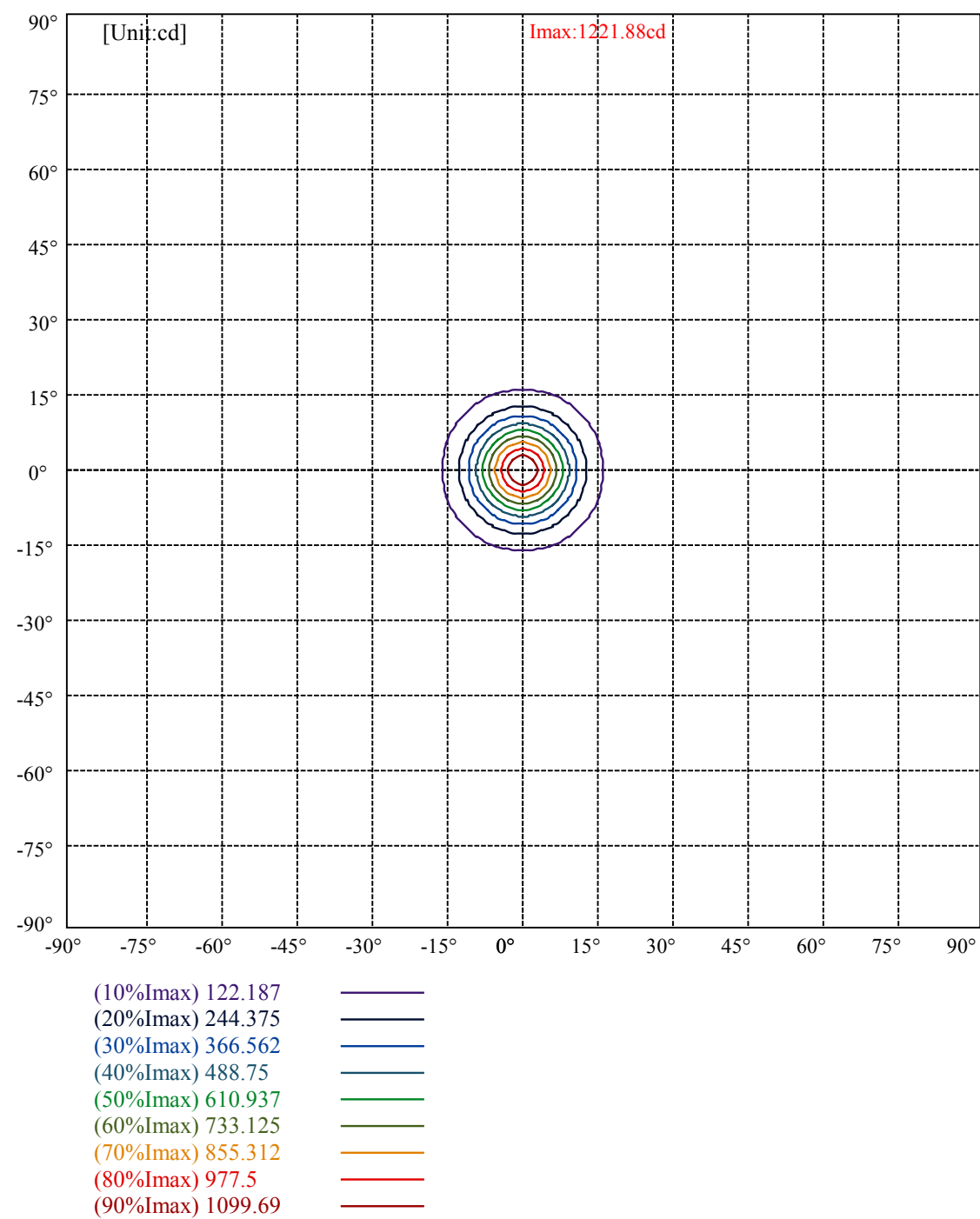
Date: 31/03/2025
Humidity(%): 60.0%

Operator: 01
Distance(m): 6.90





Max , Ave Beam angle of C0 plane 15.64



Luminance Table

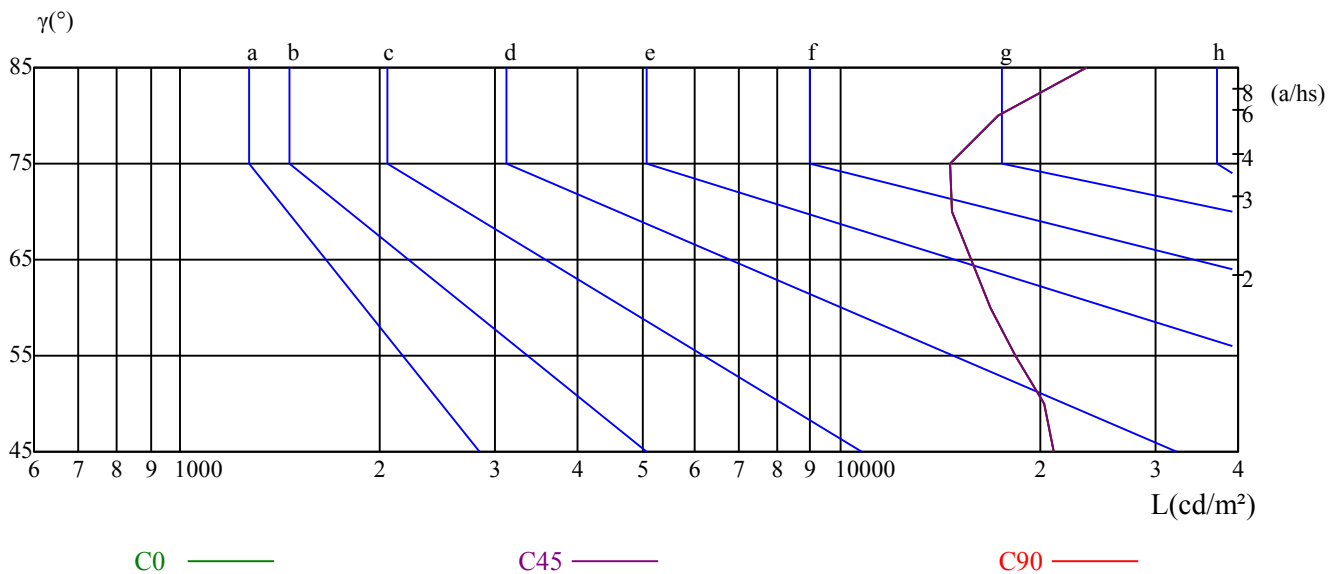
γ	45	50	55	60	65	70	75	80	85
C0	21083	20369	18443	16812	15772	14790	14659	17307	23558
C45	21083	20369	18443	16812	15772	14790	14659	17307	23558
C90	21083	20369	18443	16812	15772	14790	14659	17307	23558

L(Hor)(65)	L(Ver)(65)	L45(65)	L(Hor)(75)	L(Ver)(75)	L45(75)	L(Hor)(85)	L(Ver)(85)	L45(85)
15772	15772	15772	14659	14659	14659	23558	23558	23558

Glare Table

Glare	Quality	Service Values Illuminance(lx)							
1.15	A	2000	1000	500	≤ 300				
1.5	B		2000	1000	500	≤ 300			
1.85	C			2000	1000	500	≤ 300		
2.2	D				2000	1000	500	≤ 300	
2.55	E					2000	1000	500	≤ 300
		a	b	c	d	e	f	g	h

Luminance Limiting Curve



Illumination assessment according UGR											
Rf of Ceiling	70	70	50	50	30	70	70	50	50	30	
Rf of Wall	50	30	50	30	30	50	30	50	30	30	
Rf of Floor	20	20	20	20	20	20	20	20	20	20	
Room dimensions		Viewed crosswise					Viewed endwise				
X	Y										
2H	2H	17.00	18.00	17.41	18.36	18.74	16.87	17.87	17.28	18.23	18.61
	3H	18.34	19.23	18.77	19.62	20.02	18.15	19.05	18.58	19.43	19.84
	4H	18.91	19.74	19.36	20.14	20.57	18.69	19.52	19.13	19.92	20.34
	6H	19.58	20.34	20.04	20.76	21.22	19.29	20.05	19.75	20.47	20.92
	8H	19.94	20.67	20.40	21.10	21.56	19.60	20.32	20.06	20.75	21.22
	12H	20.32	21.01	20.79	21.45	21.92	19.93	20.62	20.39	21.06	21.53
4H	2H	17.44	18.27	17.88	18.67	19.09	17.34	18.17	17.78	18.57	18.99
	3H	18.94	19.64	19.40	20.08	20.55	18.79	19.48	19.25	19.92	20.39
	4H	19.71	20.31	20.18	20.78	21.28	19.51	20.12	19.99	20.58	21.08
	6H	20.51	21.05	21.02	21.54	22.05	20.24	20.78	20.75	21.27	21.78
	8H	21.00	21.50	21.52	21.99	22.52	20.67	21.17	21.19	21.66	22.19
	12H	21.51	21.97	22.04	22.46	23.03	21.13	21.59	21.66	22.08	22.65
8H	4H	19.93	20.43	20.46	20.93	21.46	19.76	20.26	20.28	20.76	21.28
	6H	20.96	21.37	21.50	21.88	22.45	20.71	21.12	21.25	21.64	22.20
	8H	21.65	21.99	22.22	22.55	23.10	21.34	21.68	21.91	22.24	22.79
	12H	22.34	22.61	22.92	23.17	23.74	21.98	22.25	22.56	22.80	23.38
12H	4H	19.97	20.43	20.50	20.92	21.49	19.81	20.27	20.34	20.76	21.33
	6H	21.12	21.46	21.68	22.02	22.57	20.88	21.23	21.45	21.79	22.34
	8H	21.85	22.12	22.43	22.68	23.25	21.56	21.83	22.14	22.38	22.96
Variation with the observer position at spacings:											
S = 1.0H		0.3/-0.6					0.3/-0.6				
S = 1.5H		0.5/-0.8					0.5/-0.8				
S = 2.0H		0.5/-0.8					0.5/-0.8				
Standard tables:		BKBF					BKBF				
Uncorrected UGR		5.9					5.9				

依据CIE Publ. 117 计算 UGR, S/H = 0.25